

MB&F

HOROLOGICAL MACHINE N°5

HOROLOGICAL MACHINE N°5

FUNCTIONS

05

WINDING

11

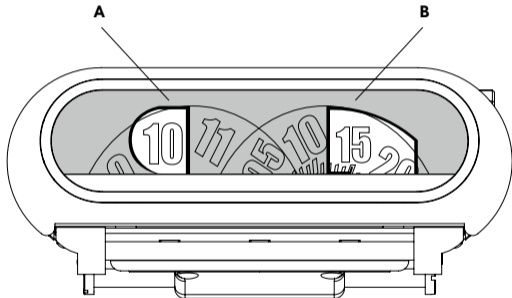
TIME SETTING

13

MAINTENANCE AND CARE

15

HOROLOGICAL MACHINE N°5

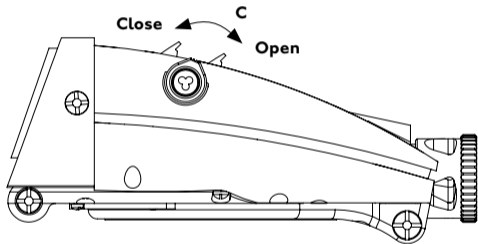


FUNCTIONS

A HOUR
 Bi-directional jumping hour

B MINUTE

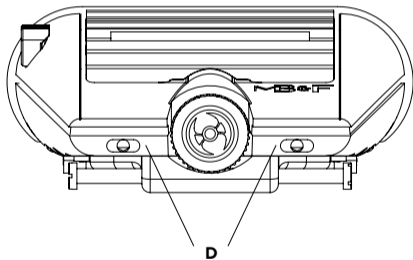
HOROLOGICAL MACHINE N°5



FUNCTIONS

- C SLIDE BUTTON TO CONTROL THE FLAPS
A slide button allows to open and close the flaps.
Place your watch close to a light source and open the flaps ;
the light enters down on the Super-LumiNova numbers
and charges them.

HOROLOGICAL MACHINE N°5

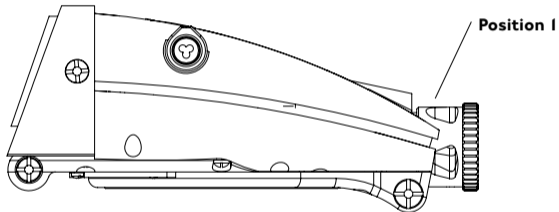


FUNCTIONS

D WATER DRAIN

The HM5 movement is protected in an internal waterproof compartment. The two exhaust ports drain water away from the space between the exterior case and internal compartment.

HOROLOGICAL MACHINE N°5



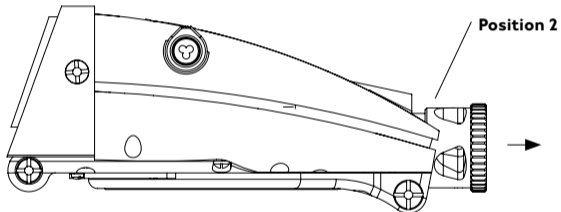
OPERATING INSTRUCTIONS

I. WINDING

Your watch is equipped with an automatic movement.

If it has stopped, wind the crown (position I) a few turns clockwise.

HOROLOGICAL MACHINE N°5

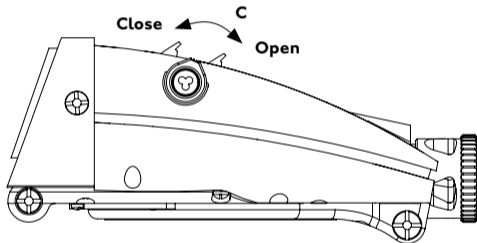


OPERATING INSTRUCTIONS

2. TIME SETTING

Pull the crown “out” (position 2) and rotate to set the time.
The time can be set forward or backwards by rotating clockwise or anti-clockwise.

HOROLOGICAL MACHINE N°5



OPERATING INSTRUCTIONS

3. MAINTENANCE AND CARE

In case HM5 gets wet, we recommend you open the flaps in order to accelerate the drying process of the internal waterproof compartment.

Please be careful when the flaps are open; we do not recommend to wear your watch with open flaps.

