

MB&F

HOROLOGICAL LAB

HOROLOGICAL MACHINE N°8 CAN-AM

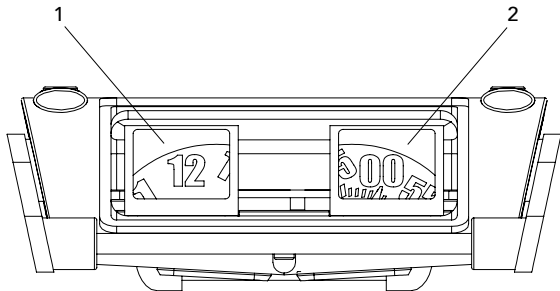
FUNCTIONS

05

OPERATING INSTRUCTIONS / WINDING AND TIME SETTING

07

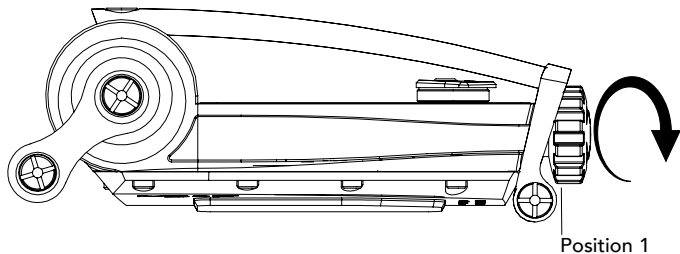
HOROLOGICAL MACHINE N°8 CAN-AM



FUNCTIONS

- 1 HOUR
Bi-directional jumping hour
- 2 MINUTE

HOROLOGICAL MACHINE N°8 CAN-AM

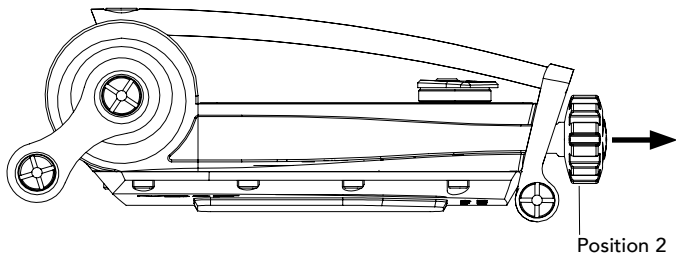


1. WINDING

Your watch is equipped with an automatic movement.

If it has stopped, wind the crown (position 1) a few turns clockwise.

OPERATING INSTRUCTIONS



07

2. TIME SETTING

Pull the crown "out" (position 2) and rotate to set the time.

The time can be set forwards or backwards by rotating clockwise or anti-clockwise.

