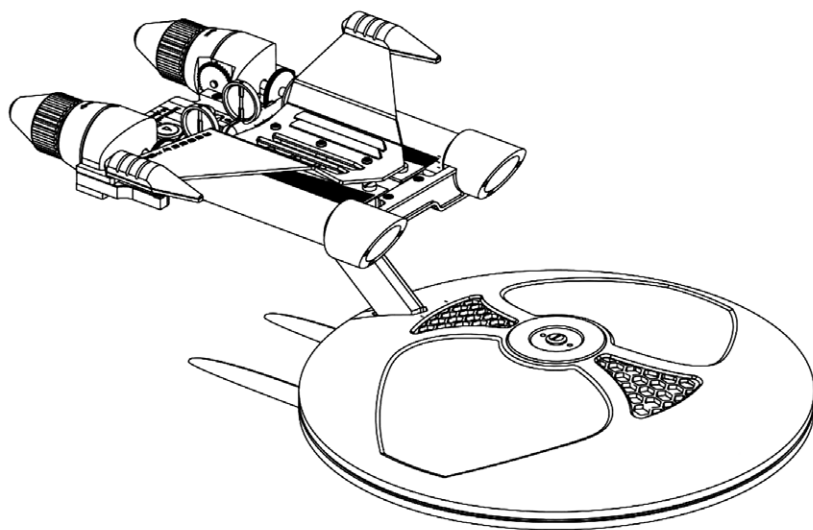


# MUSICMACHINE 2

REUGE by MB&F



USER MANUAL



# MUSICMACHINE 2

REUGE by MB&F

You are now the proud owner of a MusicMachine II – a music box that looks and sounds out of this world. It contains all the traditional, time-honoured elements of a high-end music box, but designed and configured in an unconventional way.

MusicMachine II was born from the collaboration between REUGE and MB&F. REUGE, the only premier manufacturer of music boxes in the world, with nearly 150 years of expertise and experience, renowned for creating mechanical music boxes that are technically, acoustically and aesthetically supreme. And MB&F, the award-winning artistic and micro-engineering laboratory acclaimed for its avant-garde, three-dimensional Horological Machines.

With its musical dome and its twin silver cylinders mounted as music propellants, MusicMachine II looks like a spaceship hailing from a galaxy far, far away. MusicMachine II features two 72-note movements which offer technical precision combined with the richest and purest of sounds available. The optimized fuselage's design and resonance dome offer the highest standard of acoustic performance, thanks to the expertise of JMC Lutherie which allowed the dome to amplify and create a perfectly pure sound. The movement is luxuriously finished, in meticulous detail, with a base-plate decorated with Côtes de Genève engraving. The end result is a visual and acoustic masterpiece.

Awe-inspiring to look at, beautiful to listen to... The Force is strong with this piece.

### **Standard precautions :**

- **Never** disassemble, repair or alter the music box.
- **Never** insert objects or substances into the musical movement. Its operation could be affected.
- Keep the music box and its accessories out of the reach of children.
- To prevent any risk of injury in the course of normal use:
  - . Handle the music box with care.
  - . Avoid contact between any part of the body and the musical movement, especially with the cylinder, whether moving or not.
  - . Neither Reuge nor MB&F shall be held responsible for any loss, damage or other consequence arising from the use of this music box.

### **Recommendations for use :**

- A music box is a mechanical and living object: use it regularly to ensure smooth running.
- Avoid winding up the spring when the movement is playing. Wait until the end of the tune.
- To transport the box, wait until the end of the tune – so that none of the cylinder pins are lifting any of the comb teeth – then close the lid.
- Keep your music box in a dry place, away from extreme temperatures or direct sunlight.
- When shipping or transporting a music box, always use the original packaging.

### **Glossary :**

#### ***The main parts of your MusicMachine :***

**The comb** is a piece of steel in which the teeth have been cut and then individually tuned to reproduce musical notes, determined by the individual tune required.

**The cylinder** is made of brass. It holds the pins, held in place by resin injected into the cylinder, that lift the comb teeth. They are made of steel and their positioning is determined by the tune.

**The spring-housing** is a spring mechanism wound up by means of a lever. It enables the cylinder to turn and the musical movement to work.

**The speed-governor**, or regulator, controls the speed at which the spring unwinds and ensures a regular rhythm for the music.

All the movement parts are assembled on a **base-plate**.

The movement is fitted onto a **wooden fuselage** which is a work of art in itself. It transmits the sound and serves as an amplifier.

## The movement



Your music box is composed of two handcrafted Reuge 3.72 movements.

On a 3.72 changing movement, a mechanism moves the cylinder sideways after each tune, allowing the comb's teeth to play the next tune with different pins. On each cylinder, there is a total of three tunes. The tunes will always play one after another. Please do not try to force the automatic movement of the melodies.

## User instructions

### *To start and stop the movement*

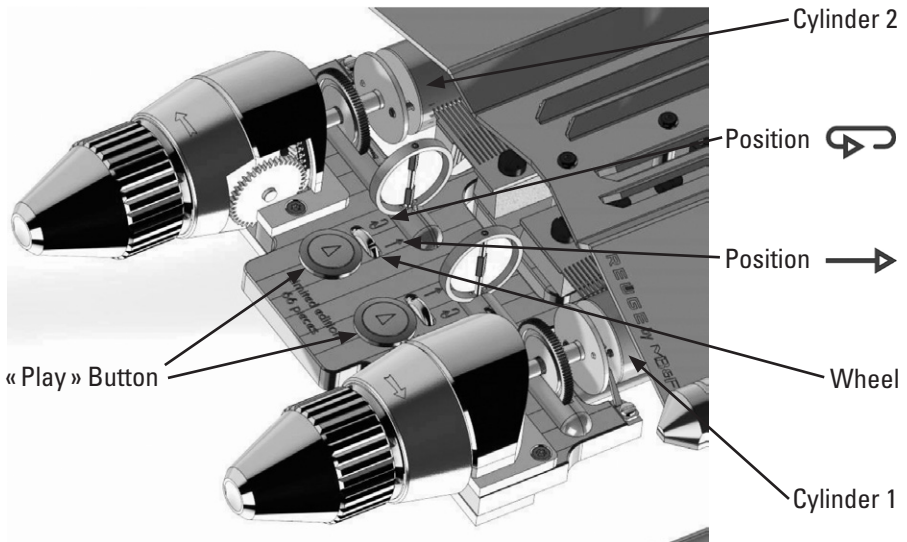
There are two "start" options for your use:

- Wheel in position : when button "Play" is activated (push down for 3 seconds), the movement stops at the end of the tune (one tune = one 360° turn of the cylinder).
- Wheel in position : the movement plays until the end of the power reserve of the moment—it might stop before a tune is finished. Once you return the wheel back to position, the movement will stop at the end of the tune.

Use only one cylinder at a time to achieve best results.

### *To wind up the movement*

Turn the propellers which are located at the back of the spring-houses, following the direction of the arrows. The movement can stay charged or empty when not in use.



## **Melodies**

### ***Cylinder 1***

A: Stairway to Heaven - Led Zeppelin

B: Should I stay or should I go - The Clash

C: Angie - The Rolling Stones

### ***Cylinder 2***

A: Star Wars (Main Theme) - John Williams

B: Star Wars (The Imperial March) - John Williams

C: Star Trek (Main Theme) - Jerry Goldsmith

## **Characteristics of the Mechanical Movement:**

- The movement of a Reuge music box is entirely mechanical. The sound is created by the vibration of the comb teeth being lifted by the cylinder pins.
- Each music box movement is unique because it is hand-assembled. Each movement's sound, rotational speed and running reserve are therefore subject to variations.
- Only regular playing will ensure optimum sound quality and correct oiling of the movement's parts.
- Never touch your music box's movement. Touching the comb or cylinder with your fingers will cause oxidation.

## **Maintenance:**

- A Reuge music box does not require any particular maintenance. However, to remove dust from the MusicMachine, use the soft dry cloth and for the cylinders, only use the brush provided in the packaging. To protect the musical movement from dust, you can use the transparent cover which is also provided in the packaging.
- **Never** use any cleaning products.
- **Never** touch the music box movement. Touching the comb or cylinder with your fingers will cause oxidation.



# MUSICMACHINE 2

REUGE by MB&F

## **REUGE**

Rue des Rasses 26  
1450 Sainte-Croix - Switzerland  
Tel. +41 (0)24 455 22 22  
[www.reuge.ch](http://www.reuge.ch)

## **MB&F**

Rue Verdaine 11  
1204 Genève - Switzerland  
Tel. +41 (0)22 508 10 38  
[www.mbandf.com](http://www.mbandf.com)