

**MB&F**

**HOROLOGICAL LAB**

**HOROLOGICAL MACHINE N°10 'PANDA'**

## **HOROLOGICAL MACHINE N°10 'PANDA'**

FUNCTIONS

05

OPERATING INSTRUCTIONS WINDING

07

OPERATING INSTRUCTIONS POWER RESERVE

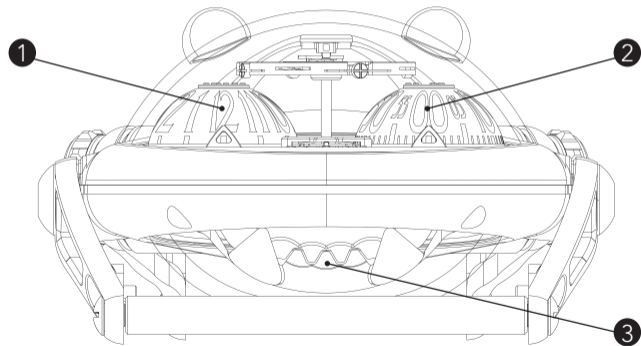
09

OPERATING INSTRUCTIONS TIME SETTING

11

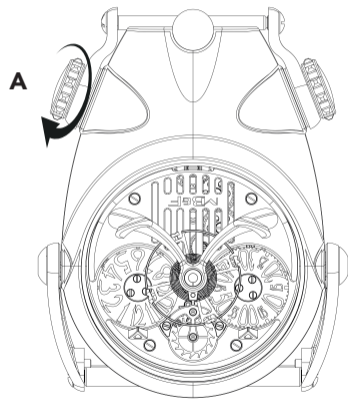
## HOROLOGICAL MACHINE N°10 'PANDA'

## FUNCTIONS



- 1 Hours
- 2 Minutes
- 3 Power reserve indicator

## HOROLOGICAL MACHINE N°10 'PANDA'

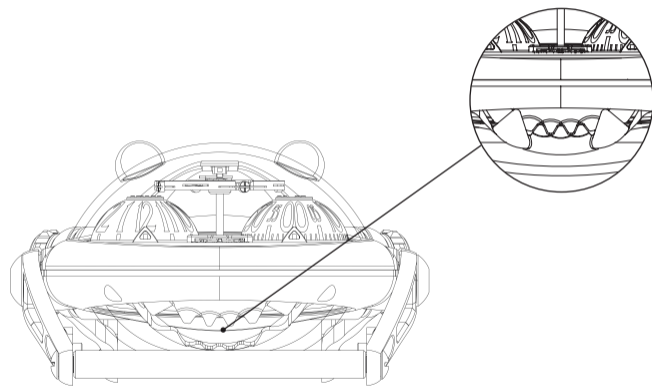


## OPERATING INSTRUCTIONS - WINDING

Your watch is equipped with a manual winding movement.

If it has stopped, wind the movement by turning the crown **(A)** **clockwise** till the maximum power reserve capacity.

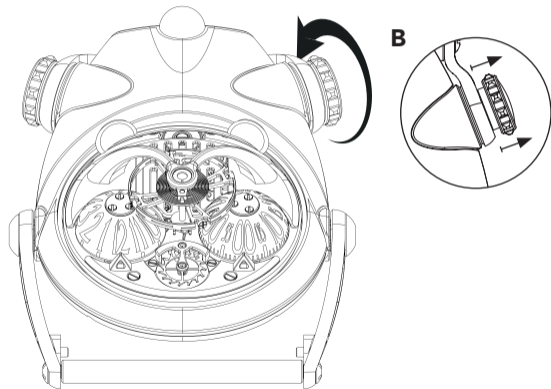
## HOROLOGICAL MACHINE N°10 'PANDA'



## OPERATING INSTRUCTIONS - POWER RESERVE

When the jaw is completely open the capacity is full and when the jaw is closed the capacity is empty.

## HOROLOGICAL MACHINE N°10 'PANDA'



## OPERATING INSTRUCTIONS - TIME SETTING

Pull the crown **(B)** in position "out" and rotate to set the time.

Push the crown back against the case when finished.

